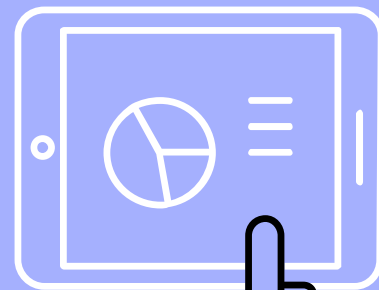
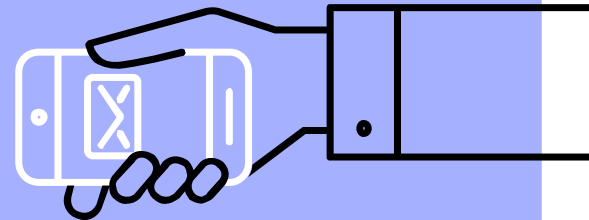
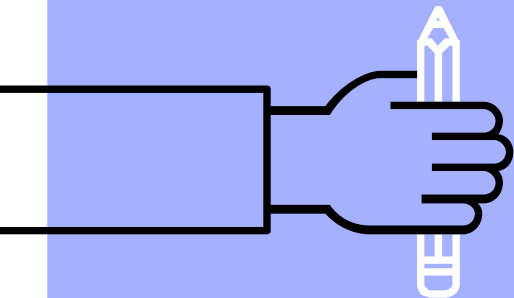
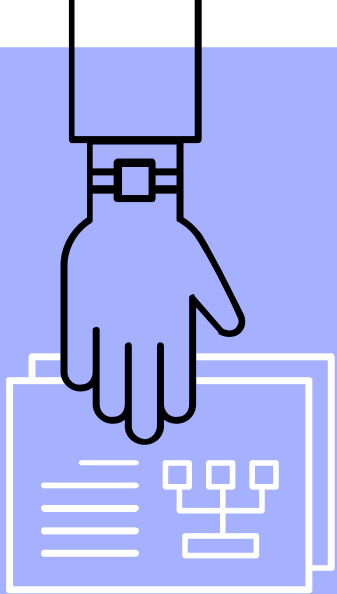


Upgrade to Microsoft Windows 10



Attention NNPS Faculty/Staff

You can now get the
latest Windows 10 for
only \$9.95!




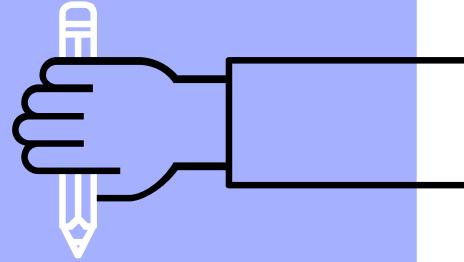
MINIMUM REQUIREMENTS

- ▷ 1 GHz processor or faster
- ▷ 2 GB RAM
- ▷ 3 GB available hard disk space
- ▷ 1280 x 800 screen resolution or higher
- ▷ DirectX® 9 graphics processor with WDDM driver
- ▷ Internet access (fees may apply)
- ▷ Microsoft account required for some features
- ▷ You must accept the enclosed License Terms, also at microsoft.com/userterms
- ▷ Activation required



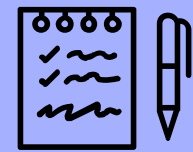
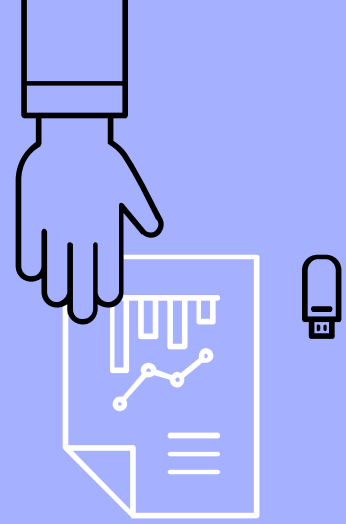
Step-by-Step Instructions

How to access the license
for upgrade



- * Go to <http://nnps.onthehub.com>
- * Make sure you are on the 'Faculty' tab
- * Click Sign In

The screenshot shows the NNPS website interface. At the top, the logo for "NEWPORT NEWS PUBLIC SCHOOLS" is displayed. To the right of the logo, there are navigation links for "Home", "Help", and "English". The "Sign In" button is circled in red. Below the navigation bar is a search bar labeled "Product Search". Underneath the search bar, there are tabs for "Students" and "Faculty/Staff", with "Faculty/Staff" being the active tab. Below the tabs, there are links for "Microsoft", "Adobe", "IBM", and "More Software". The main content area features three product tiles: "Windows 10", "Office for Mac 2016", and "Office 2016". On the right side of the main content area, there is a promotional banner for a "Macbook" giveaway, which includes the text "BETTER TOGETHER GIVEAWAY!", "You could win a new Macbook!", "Enter Now", and the dates "February 19 - March 18, 2018".



Enter your NNPS email address
(firstname.lastname@nn.k12.va.us).

This is the same as your login for your computer.




Sign in

Next

[No account? Create one!](#)

[Can't access your account?](#)



After logging in, click on 'Add to Cart'

Windows 10 Education (Multilanguage) (Work At Home)



\$9.95 USD

 Add to Cart

Are you eligible?

Description

System Requirements

Are you eligible?



Read and accept the 'Faculty and Staff License Acceptance Form' by entering your login credentials again. Click on 'Accept'.

1 Messages 2 Billing 3 Confirmation 4 Details

Faculty and Staff License Agreement

This message applies to:

Product	Agreement Number	Enrollment Number
Office Professional Plus 2016 (English) (Work At Home) - Download	62171306	

IMPORTANT - READ CAREFULLY: This Faculty and Staff License Agreement (License Agreement) is issued to you and documents the transfer of the product license(s) listed below pursuant to your Institution's volume licensing agreement with Microsoft. This License Agreement is a legal agreement between you and Microsoft Licensing, GP ("Licensor"). For purposes of this License Agreement, the term "Software Product" shall mean the product(s) identified in Section 1 below, and the term "License" shall mean the right to make, use, or access a particular copy of the Software Product. The Software Product is protected by copyright laws and international copyright treaties, as well as other intellectual property laws and treaties. The Software Product is licensed, not sold. By signing below you agree to be bound by the terms of this License Agreement.

1. Grant of license.

Licensor hereby grants you the right to use one copy of the version number of Software Product(s) identified below on a home PC for work related purposes only. Use of Software Product(s) is conditioned upon your full time employment status as a faculty or staff member and your Institution's Licensed Term. If your employment at Institution ends or the Licensed Term expires, you must promptly delete and remove Software Products acquired under this License Agreement. Your right to use each Software Product shall be governed by and subject to the relevant section(s) of the most current product use rights set out in your Institution's Volume Licensing agreement with Microsoft and posted at <http://microsoft.com/licensing/contracts>.

2. Description of rights and limitations.

- **Limitations on reverse engineering, recompilation, and disassembly.** You may not reverse engineer, decompile, or disassemble the software, except and only to the extent that such activity is expressly permitted by applicable law notwithstanding this limitation.
- **Separation of components.** The Software Product is licensed as a single Product. Its component parts, if any, may not be separated for use on more than one computer.
- **Rental.** You may not rent, lease, or lend the software.

Date:

Username*:

Signature (type name)*:

Decline Accept

Enter your contact and billing information, then click “Bill to this Address”. Then you will be prompted to enter your payment info.

1 Messages 2 Billing 3 Confirmation 4 Details

Billing Address Fields marked with an asterisk (*) are required

Full Name*

Address Line 1*

Street address, company name, c/o

Address Line 2

Apartment, suite, unit, building, floor, etc.

City* **Country***

State/Province* **Postal Code/Zip***


Phone Number*

Bill to this Address


Verify that 'Windows 10 Education' is the only thing in your cart, click on 'Checkout'

Added to Your Shopping Cart ×



[View Full Cart](#)

	Quantity	Price
 <p>Windows 10 Education (Multilanguage) (Work At Home) - Download Learn More Basic Access Guarantee (1 month) - Included</p>	1	\$9.95


Recommended for You

- 

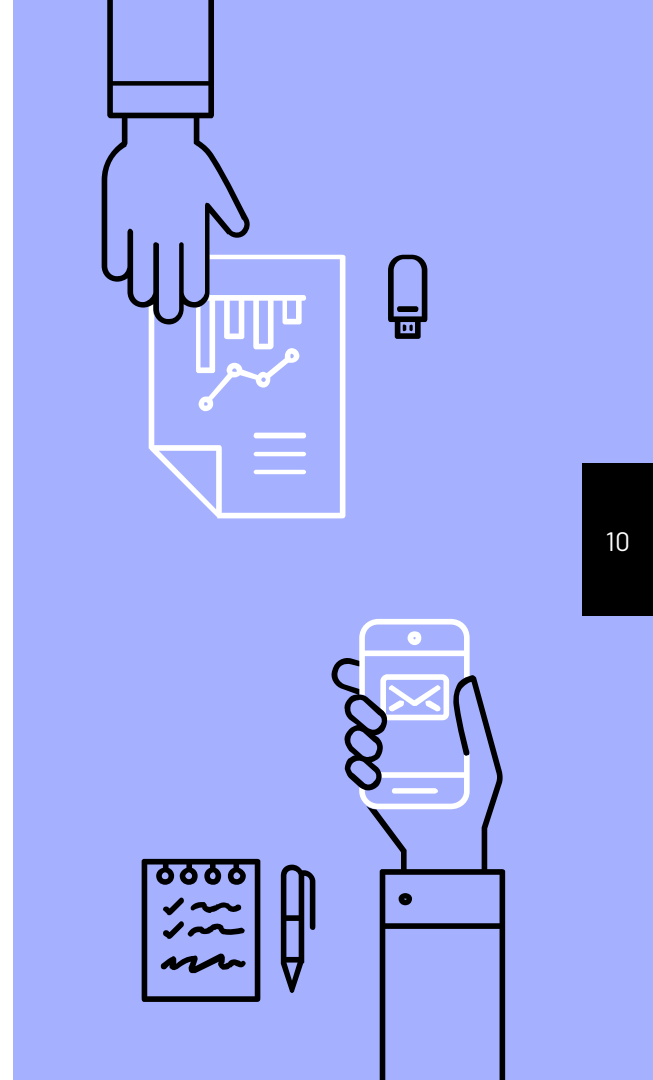
Extended Access Guarantee (24 months)
Upgrade all items in your order from Basic to Extended Access, which guarantees 24 months of access to your downloads and keys for just a small fee. Note that it **does not extend** time-limited licenses.
[Learn more](#)

\$4.95 
- 

Parallels Desktop 13 for Mac
[Details](#)

\$39.99 

[Back to Shopping](#) [✓ Check Out](#)



Upgrade Instructions

Windows 7, Windows 8 and Windows 8.1 users:

1. Use Windows Update to upgrade from the Home or Professional version of your current operating system to the Home/Professional version of Windows 10 (**Control Panel » System and Security » Windows Update » Get started**).
2. After the upgrade to Windows 10 Home/Professional is complete, go to **Settings » Update and security » Activation**, and click: **Change product key**.
3. Enter the product key from your order receipt to upgrade to Windows 10 Education.

Important: Windows 10 will be deployed through Windows Update in phases. It may take longer for this option to appear on some machines than on others. If you do not see the option to upgrade to Windows 10 through Windows Update, you can upgrade by going to [Microsoft's Windows 10 Software Download Site](#), clicking the **Download tool now** button, and following the on-screen instructions.

Windows XP and Windows Vista users:

1. Go to [Microsoft's ISO Software Download Site](#).
2. Enter the product key from your order receipt when prompted to launch the upgrade to Windows 10 Education.

Important: Upgrading in this fashion will cause all files, settings and software applications to be deleted from your computer. Be sure to back up all important data before you upgrade your operating system.

Windows 10 Home/Professional users:

1. Go to **Settings » Update and security » Activation**, and click: **Change product key**.
2. Enter the product key from your order receipt to upgrade to Windows 10 Education.